

Katakana #3 (NA-HO): Using a pencil write Katakana neatly in the unfilled boxes (The boxes containing the characters you have not been introduced to are already filled).

1.	na	ni	nu	ne	no	ha	hi	fu	he	ho	ni	fu	ne	ho	no
	fu	na	no	nu	na	ha	nu	ha	hi	he	hi	ho	ni	ne	he

2.	
ne	
ba	
da	
nebada	
'Nevada'	

3.	
no	
k	
ku	
nokku	
'knock'	

4.	
ka	
nu	
u	
kanuu	
'canoe'	


Note:

- (1) Review how to write katakana with a sound with *g, z, d, b & p*.
- (2) Contracted sounds with *y* (e.g. *kya, byu, gyo*) are represented by a small size katakana for *ya* (ヤ), *yu* (ユ), or *yo* (ヨ) preceded by katakana with *i*-sound as in ニユ (*nyu*) in #7 and シャ (*sha*) in #17.
- (3) Innovative combinations are used to write non-native Japanese sounds such as *ti* in #5 and *fe* in #6. See the chart in the [Lecture Note](#) for the entire list.
- (4) A 'centered dot' (・) is used to separate people's names (e.g. #5) and multiple words in a phrase (e.g. #18).
- (5) One box is used to write a small character.


5.	ti	mu		ho	o	to	n
	テ	イ	ム	・			ン
	'Tim Hortons'						

6.	ne	t	to	ka	fe
				フ	エ
	'Net (Internet) Café'				

7.	nyu	u	su
	ニ	ユ	ー
	'news'		

8.	ba	na	na
			
	'banana'		

9.	po	ke	t	to
	'pocket'			

10.	hi	p	pu	ho	p	pu
		'hip-hop'				


11.	nu	ga	a
	'nougat'		

12.	sa	ni	i	re	ta	su
				レ		
	'red-leaf (sunny) lettuce'					

13.	ke	be	k	ku
	'Quebec'			

14.	na	i	fu
	'knife'		

15.	bi	de	o
	'video'		

16.	pi	za
		
	'pizza'	

17.	sha	a	be	t	to
	シ	ャ	ー		
	'sherbet/sorbet'				

18.	ji	gu	so	o		pa	zu	ru
					・			ル
	'jigsaw puzzle'							